

HOW YOUR BABY DEVELOPS



Measuring your pregnancy	18	Weeks 15–22	21
Week 3	19	Weeks 23–30	22
Weeks 4–5	19	Weeks 31–40	23
Weeks 6–7	19		
Weeks 8–9	19		
Weeks 10–14	20		

This chapter describes how your baby develops from the day you conceive until you give birth.

Week 3

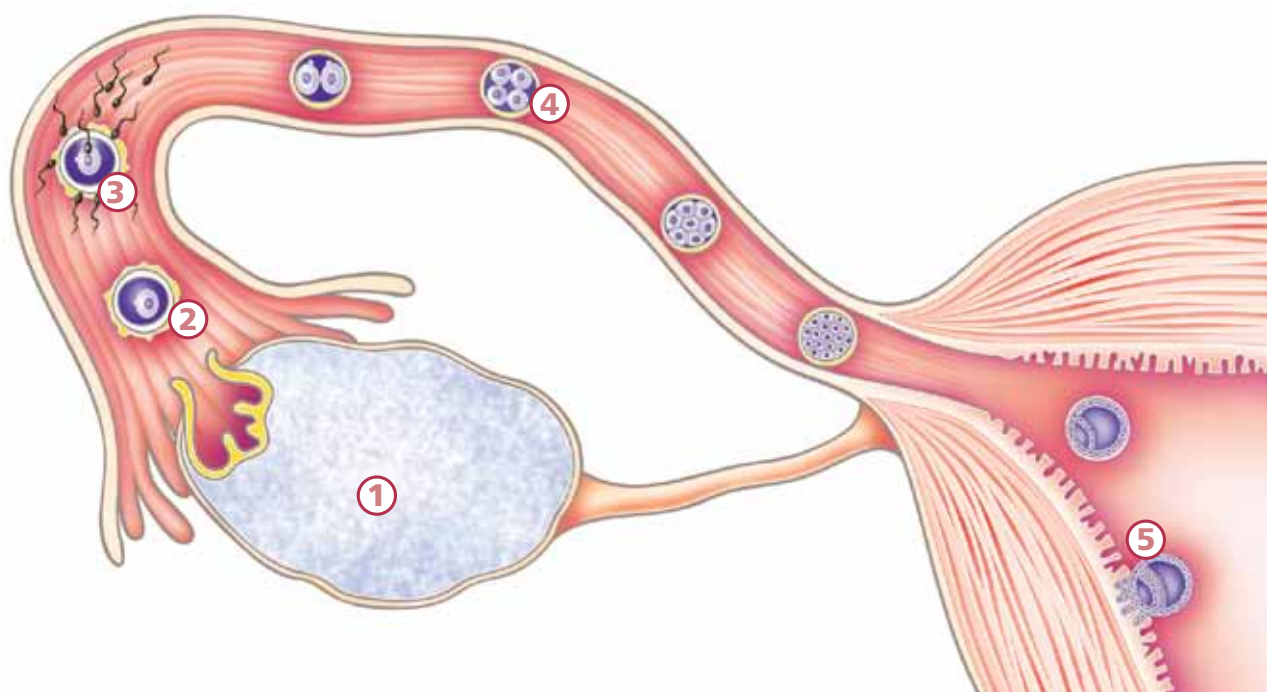
- 1 Ovary
- 2 Egg is released from the ovary
- 3 Egg is fertilised
- 4 Fertilised egg divides and travels down fallopian tube
- 5 Embryo implants itself in uterus lining

MEASURING YOUR PREGNANCY

Doctors and midwives in the UK measure the duration of pregnancy from the first day of your last menstrual period, not from the day you conceive. So when you are 'four weeks pregnant', it is actually about two weeks after you conceived. Pregnancy normally lasts for 37–42 weeks from the first day of your last period. The average is 40 weeks.

If you are not sure about the date of your last period, then your early scan (see page 48) will give a good indication of when your baby will be due.

In the very early weeks, the developing baby is called an embryo. From about eight weeks, it is called a fetus.



WEEK 3

This is three weeks from the first day of your last period. The fertilised egg moves slowly along your fallopian tube towards your uterus. It begins as one single cell, which divides again and again. By the time the fertilised egg reaches your uterus, it has become a mass of over 100 cells, called an embryo. It is still growing. Once in your uterus, the embryo attaches itself into your uterus lining. This is called implantation.

WEEKS 4-5

Week 4

The actual size of the embryo is about 5mm



The embryo now settles into your uterus lining. The outer cells reach out like roots to link with your blood supply. The inner cells form two – and then later three – layers. Each of these layers will grow to be different parts of your baby's body. One layer becomes their brain and nervous system, skin, eyes and ears. Another layer becomes their lungs, stomach and gut. The third layer becomes their heart, blood, muscles and bones.

The fifth week is when you will miss your period. At this time, most women are only just beginning to think they may be pregnant.

Already your baby's nervous system is starting to develop. A groove forms in the top layer of cells. The cells fold up and round to make a hollow tube called the neural tube. This will become your baby's brain and spinal cord, so the tube has a 'head end' and a 'tail end'. Defects in this tube are the cause of spina bifida (see page 49). The heart is also forming and your baby already has some blood vessels. A string of these blood vessels connects your baby to you – this will become the umbilical cord.

WEEKS 6-7

There is now a large bulge where your baby's heart is and a bump for the head because the brain is developing. The heart begins to beat and can be seen beating on an ultrasound scan. Dimples on the side of the head will become the ears and there are thickenings where the eyes will be. On the body, bumps are forming that will become muscles and bones. And small swellings (called 'limb buds') show where the arms and legs are growing. At seven weeks, the embryo has grown to about 10mm long from head to bottom. This measurement is called the 'crown-rump length'.

Week 6

The actual size from head to bottom is about 8mm



Week 7

The actual size from head to bottom is about 10mm



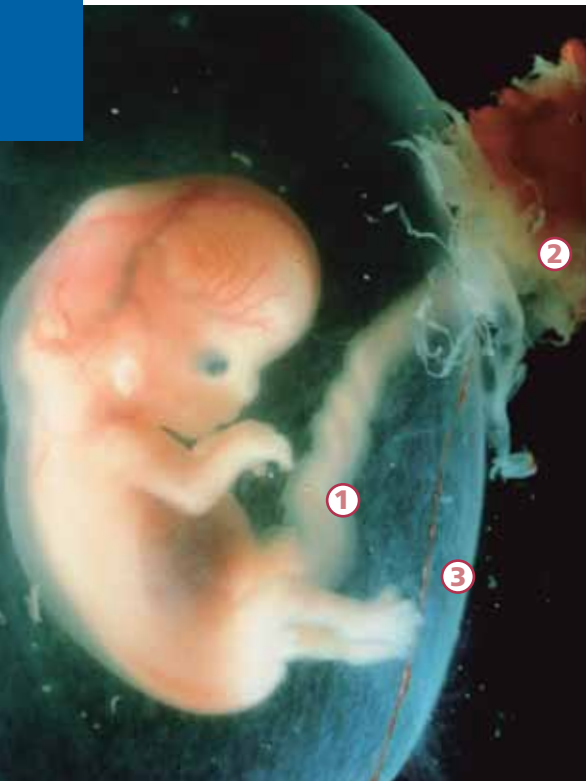
WEEKS 8-9

Your baby's face is slowly forming. The eyes are more obvious and have some colour in them. The fetus has a mouth with a tongue. There are the beginnings of hands and feet, with ridges where the fingers and toes will be. The major internal organs – the heart, brain, lungs, kidneys, liver and gut – are all developing. At nine weeks, the baby has grown to about 22mm long from head to bottom.

Week 9

The actual size from head to bottom is about 22mm





① The umbilical cord

The umbilical cord is a baby's lifeline. It is the link between you and your baby. Blood circulates through the cord, carrying oxygen and food to the baby and carrying waste away again.

② The placenta

The placenta is attached to the lining of the uterus and separates your baby's circulation from your circulation. In the placenta, oxygen and food from your bloodstream pass into your baby's bloodstream and are carried to your baby along the umbilical cord. Antibodies that give resistance to infection pass to your baby in the same way. Alcohol, nicotine and other drugs can also pass to your baby this way.

③ The amniotic sac

Inside the uterus, the baby floats in a bag of fluid called the amniotic sac. Before or during labour the sac, or 'membranes', break and the fluid drains out. This is known as the 'waters breaking'.



WEEKS 10–14

Just 12 weeks after conception, the fetus is fully formed. Your baby has all of their organs, muscles, limbs and bones, and their sex organs are developed. From now on your baby will grow and mature. Your baby is already moving about, but you will not be able to feel movements yet. By about 14 weeks, your baby's heartbeat is strong and can be heard by an ultrasound scanner. The heartbeat is very fast – about twice as fast as a normal adult's heartbeat. At 14 weeks, the baby is about 85mm long from head to bottom. Your pregnancy may start to show, but this varies a lot from woman to woman.

Week 14

The actual size from head to bottom is about 85mm



WEEKS 15–22

Your baby is growing faster than at any other time in their life. Their body grows bigger so that their head and body are more in proportion, and they don't look so 'top heavy'. The face becomes much more defined and the hair, eyebrows and eyelashes are beginning to grow. Their eyelids stay closed over their eyes. Your baby already has their own individual fingerprints, as the lines on the skin of their fingers are now formed. Their fingernails and toenails are growing and their hands can grip.

At about 22 weeks, your baby becomes covered in a very fine, soft hair called lanugo. We don't know what this hair is for, but it is thought that it may keep the baby at the right temperature. The lanugo disappears before birth or soon after.

Between 16 and 22 weeks, you will usually feel your baby move for the first time. If this is your second baby, you may feel it earlier – at about 16–18 weeks. At first, you feel a fluttering or bubbling, or a very slight shifting movement. This can feel a bit like indigestion. Later, you will be able to tell that it is the baby's movements and you may even see the baby kicking about. Sometimes you will see a bump that is clearly a hand or a foot.



Week 22

The actual size from head to bottom is about 27cm





WEEKS 23–30

Your baby is now moving about vigorously, and responds to touch and sound. A very loud noise close by may make them jump and kick. They are also swallowing small amounts of the amniotic fluid in which they are floating, and are passing tiny amounts of urine back into the fluid. Sometimes your baby may get hiccups, and you can feel the jerk of each hiccup. Your baby may also begin to follow a pattern for waking and sleeping. Very often this is a different pattern from yours. So when you go to bed at night, your baby may wake up and start kicking.

Your baby's heartbeat can be heard through a stethoscope. Later, your partner may be able to hear the heartbeat by putting their ear to your abdomen, but it can be difficult to find the right place.

Your baby is now covered in a white, greasy substance called vernix. It is thought that this may be to protect its skin as it floats in the amniotic fluid. The vernix mostly disappears before the birth.

From 24 weeks, your baby has a chance of survival if it is born. Most babies born before this time cannot live because their lungs and other vital organs are not developed well enough. The care that can now be given in neonatal units means that more and more babies born this early do survive. Babies born at around this time have increased risks of disability.

Week 30

The actual size from head to bottom is about 33cm




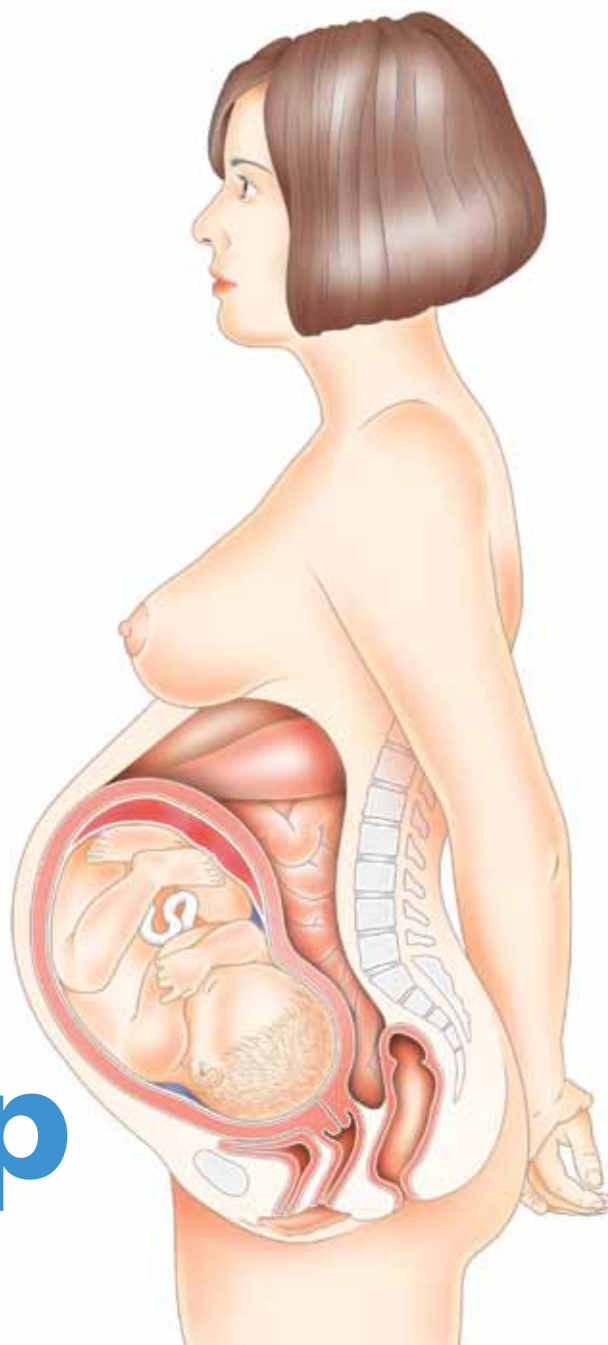
At around 26 weeks your baby's eyelids open for the first time. Babies' eyes are almost always blue or dark blue, although some babies do have brown eyes at birth. It is not until some weeks after they are born that your baby's eyes will become the colour that they will stay. The head-to-bottom length at 30 weeks is about 33cm.

WEEKS 31–40

Your baby continues to grow. Their skin, which was quite wrinkled before, becomes smoother, and both the vernix and the lanugo begin to disappear.

By about 32 weeks, the baby is usually lying with its head pointing downwards, ready for birth. The baby's head can 'engage', or move down into the pelvis, before birth. Sometimes the head doesn't engage until labour has started.

bonding with your bump



Helpful tips

Regularly talking, reading and singing to your bump while you are pregnant will help you to bond with your baby before birth.